

## Section 1 Identification of Chemical Product and Company

Code	Description	Size	Colour
36686	Gorilla WaterStop Protect Liquid Waterproofing Membrane	1 Lt	White
36687	Gorilla WaterStop Protect Liquid Waterproofing Membrane	4 Lt	White
36691	Gorilla WaterStop Protect Liquid Waterproofing Membrane	20 Lt	White

Recommended use:	Sealer
HSNO Group Standard	Not applicable
UN number, shipping name and packaging group:	Not applicable
Supplier contact details:	Soudal Ltd
	14 Avalon Drive
	Nawton
	Hamilton 3200
	New Zealand
	Freephone: 0800 70 10 80
	Phone: (07) 847 5540
	Email: info@soudal.co.nz
	Website: <a href="http://www.soudal.co.nz">www.soudal.co.nz</a>
POISON CENTRE NUMBER: 0800 764 766 (24 hours)	

## Section 2 Hazards Identification

### Statement of Hazardous Nature

This product is classified as:

**NON-HAZARDOUS SUBSTANCE** according to the criteria of HSNO.

**NOT REGULATED** under NZS5433:2020 Transport of Dangerous Goods on Land

### Hazardous Substances and New Organisms (HSNO) classification:

Classification	GHS Hazard statements
Non-Hazardous	

HSNO Signal Word: **not applicable**

### Precautionary Statements:

Keep out of reach of children

Ensure all safety directions are read and understood before use

P501 Dispose of contents/ container to authorised hazardous or special waste collection point in accordance with any local regulation

## Section 3. Composition/Information on Ingredients

Ingredient	CAS No.	Individual HSNO classification	Concentration (% by Wt.)
Titanium oxide	13463-67-7	Carcinogenicity Category 2	1 – 5 %
Hydrocarbons, C <sub>9</sub> aromatics	64742-95-6	Flammable Liquid Category 3; Acute Dermal Toxicity Category 4; STOT – SE NE Category 3; Aspiration Category 1; Chronic Aquatic Hazard Category 3	< 1 %
Ingredients not contributing to the classification			balance

## Section 4 First Aid Measures

NZ Poisons Centre 0800 POISON (0800 764 766) | NZ Emergency Services: 111

**Eye contact:**

Wash out immediately with water. If irritation continues, seek medical attention. Removal of contact lenses after an eye injury should only be undertaken by skilled personnel.

**Skin contact:**

Flush skin and hair with running water (and soap if available). Seek medical attention in event of irritation

**Inhalation:**

remove from contaminated area. Other measures are usually unnecessary

**Ingestion:**

Immediately give a glass of water. First aid is not generally required. If in doubt, contact a Poisons Information Centre or a doctor

**General advice and advice for physicians:**

Treat symptomatically.

## Section 5 Fire-Fighting Measures

**Extinguishing media:**

Foam; Water spray, dry chemical or CO<sub>2</sub>

**Fire Incompatibility:**

Avoid contamination with oxidising agents i.e. nitrates, oxidising acids, chlorine bleaches, pool chlorine etc. as ignition may result

**Special hazards due to combustion:**

Combustible. Slight fire hazard when exposed to heat or flame. Heating may cause expansion or decomposition leading to violent rupture of containers. On combustion, may emit toxic fumes of carbon monoxide (CO). May emit acrid smoke. Mists containing combustible materials may be explosive.

**Advice for fire-fighters:**

Alert Fire Brigade and tell them location and nature of hazard. Wear full body protective clothing with breathing apparatus. Prevent, by any means available, spillage from entering drains or water course. Use water delivered as a fine spray to control fire and cool adjacent area. Avoid spraying water onto liquid pools. DO NOT approach containers suspected to be hot. Cool fire exposed containers with water spray from a protected location. If safe to do so, remove containers from path of fire.

## Section 6 Accidental Release Measures

**Minor Spills**

Remove all ignition sources. Clean up all spills immediately. Avoid breathing vapours and contact with skin and eyes. Control personal contact with the substance, by using protective equipment. Contain and absorb small quantities with vermiculite or other absorbent material. Wipe up. Collect residues in a flammable waste container.

**Major Spills**

Moderate hazard. Clear area of personnel and move upwind. Alert Fire Brigade and tell them location and nature of hazard. Wear breathing apparatus plus protective gloves. Prevent, by any means available, spillage from entering drains or water course. No smoking, naked lights or ignition sources. Increase ventilation. Stop leak if safe to do so. Contain spill with sand, earth or vermiculite. Collect recoverable product into labelled containers for recycling. Absorb remaining product with sand, earth or vermiculite. Collect solid residues and seal in labelled drums for disposal. Wash area and prevent runoff into drains. If contamination of drains or waterways occurs, advise emergency services.

## Section 7 Handling and Storage

**Handling:**

Moderate hazard. Clear area of personnel and move upwind. Alert Fire Brigade and tell them location and nature of hazard. Wear breathing apparatus plus protective gloves. Prevent, by any means available, spillage from entering drains or water course. No smoking, naked lights or ignition sources. Increase ventilation. Stop leak if safe to do so. Contain spill with sand, earth or vermiculite. Collect recoverable product into labelled containers for recycling. Absorb remaining product with sand, earth or vermiculite. Collect solid residues and seal in labelled drums for disposal. Wash area and prevent runoff into drains. If contamination of drains or waterways occurs, advise emergency services.

**Storage:**

Store in original containers. Keep containers securely sealed. No smoking, naked lights or ignition sources. Store in a cool, dry, well-ventilated area. Store away from incompatible materials and foodstuff containers. Protect containers against physical damage and check regularly for leaks. Observe manufacturer's storage and handling recommendations contained within this SDS

**Suitable Container:**

Metal can or drum Packaging as recommended by manufacturer. Check all containers are clearly labelled and free from leaks.

## Section 8 Exposure Controls/Personal Protection

#### Exposure Limits






CAS no.	Substance or ingredient	WES-TWA	WES-STEL
13463-67-7	Titanium Dioxide	10 mg/m <sup>3</sup>	

The TWA exposure value is the average airborne concentration of a particular substance when calculated over a normal 8 hour working day for a 5-day working week. The STEL (Short Term Exposure Limit) is an exposure value that may be equalled (but should not be exceeded) for no longer than 15 minutes and should not be repeated more than 4 times per day. There should be at least 60 minutes between successive exposures at the STEL. The term "peak" is used when the TWA limit, because of the rapid action of the substance, should never be exceeded, even briefly.

#### Engineering Controls:

Engineering controls are used to remove a hazard or place a barrier between the worker and the hazard. Well-designed engineering controls can be highly effective in protecting workers and will typically be independent of worker interactions to provide this high level of protection. The basic types of engineering controls are: Process controls which involve changing the way a job activity or process is done to reduce the risk. Enclosure and/or isolation of emission source which keeps a selected hazard "physically" away from the worker and ventilation that strategically "adds" and "removes" air in the work environment. Ventilation can remove or dilute an air contaminant if designed properly. The design of a ventilation system must match the particular process and chemical or contaminant in use. Employers may need to use multiple types of controls to prevent employee overexposure. For flammable liquids and flammable gases, local exhaust ventilation or a process enclosure ventilation system may be required. Ventilation equipment should be explosion-resistant. Air contaminants generated in the workplace possess varying "escape" velocities which, in turn, determine the "capture velocities" of fresh circulating air required to effectively remove the contaminant.

#### Exposure controls:

Control	Protective measure
Eye	Safety glasses with side shields. Chemical goggles. Contact lenses may pose a special hazard; soft contact lenses may absorb and concentrate irritants. A written policy document, describing the wearing of lenses or restrictions on use, should be created for each workplace or task. This should include a review of lens absorption and adsorption for the class of chemicals in use and an account of injury experience. Medical and first-aid personnel should be trained in their removal and suitable equipment should be readily available. In the event of chemical exposure, begin eye irrigation immediately and remove contact lens as soon as practicable. Lens should be removed at the first signs of eye redness or irritation - lens should be removed in a clean environment only after workers have washed hands thoroughly. [AS/NZS 1336 or national equivalent] Close fitting gas tight goggles 
Respiratory	Not normally required. Where inadequate ventilation exists then a Type A filter is recommended 
Skin	Nitrile+PVC gloves. Avoid skin contact. If skin contact or contamination of clothing is likely, protective clothing should be worn. [AS 2161] Wear protective clothing.   

## Section 9 Physical and Chemical Properties

#### General substance properties:

Property	Details
Appearance	White viscous liquid
Odour	Characteristic
pH	No data
Vapour pressure	No data kPa
Viscosity	No data
Vapour Density	No data
Boiling Point	No data °C
Volatile materials	No data %
Freezing/melting point	No data
Solubility	No data
Specific gravity/density	1.6 g/ml

## SAFETY DATASHEET

Flash point	No data °C
Danger of explosion	Not applicable
Auto-ignition temperature	No data °C
Upper and lower flammability limits	LEL No data % UEL No data %
Evaporation Rate	No data Butyl acetate = 1
Corrosiveness	No data
Viscosity	Viscous

### Section 10 Stability and Reactivity

#### Stability:

Stable under normal conditions.

#### Conditions to avoid:

Exposure to excessive heat, open flames and sparks. Avoid conditions that favour the formation of excessive mists and/or fumes. Contact with water may release flammable gases.

#### Incompatible materials to avoid:

Avoid oxidising agents, strong acids and strong bases.

#### Hazardous decomposition products:

Combustion will result in the release of carbon monoxide (CO), carbon dioxide (CO<sub>2</sub>); and pyrolysis products typical of burning organic material. May emit corrosive fumes.

### Section 11 Toxicological Information

Test	Data and symptoms of exposure
Inhaled	The material is not thought to produce adverse health effects or irritation of the respiratory tract (as classified by EC Directives using animal models). Nevertheless, good hygiene practice requires that exposure be kept to a minimum and that suitable control measures be used in an occupational setting.
Oral	The material has NOT been classified by EC Directives or other classification systems as "harmful by ingestion". This is because of the lack of corroborating animal or human evidence.
Dermal	The material is not thought to produce adverse health effects or skin irritation following contact (as classified by EC Directives using animal models). Nevertheless, good hygiene practice requires that exposure be kept to a minimum and that suitable gloves be used in an occupational setting. Repeated exposure may cause skin cracking, flaking or drying following normal handling and use.
Eye	Although the liquid is not thought to be an irritant (as classified by EC Directives), direct contact with the eye may produce transient discomfort characterised by tearing or conjunctival redness (as with windburn).
Chronic	Long-term exposure to the product is not thought to produce chronic effects adverse to the health (as classified by EC Directives using animal models); nevertheless, exposure by all routes should be minimised as a matter of course. Toxic: danger of serious damage to health by prolonged exposure through inhalation, in contact with skin and if swallowed. This material can cause serious damage if one is exposed to it for long periods. It can be assumed that it contains a substance which can produce severe defects. Prolonged or repeated skin contact may cause drying with cracking, irritation and possible dermatitis following. There has been concern that this material can cause cancer or mutations, but there is not enough data to make an assessment.

	Oral LD <sub>50</sub> mg/m <sup>3</sup>	Dermal LD <sub>50</sub> mg/m <sup>3</sup>	Inhalation LC <sub>50</sub> mg/L
Titanium dioxide	>2000	>10000	>2.28
Hydrocarbons, C <sub>9</sub> aromatics	>4500	>1900	>4.42 /4h

## Section 12 Ecological Information

### Summary of Ecotoxicity

Do NOT allow product to come in contact with surface waters or to intertidal areas below the mean high-water mark. Do not contaminate water when cleaning equipment or disposing of equipment wash-waters. Wastes resulting from use of the product must be disposed of on site or at approved waste sites. DO NOT discharge into sewer or waterways.

	Fish mg/L	Crustacea mg/L	Algae mg/L
Titanium dioxide	LC <sub>50</sub> 96hr 1.85	EC <sub>50</sub> 48hr 1.9 NOEC <sub>50</sub> 4hr 0.02	EC <sub>50</sub> 72hr 3.75
Hydrocarbons, C <sub>9</sub> aromatics		EC <sub>50</sub> 48hr 6.14	EC <sub>50</sub> 72hr 19 EC <sub>50</sub> 96hr 64 NOEC <sub>72</sub> 1

	Persistence H <sub>2</sub> O/ Soil	Persistence Air	Bioaccumulation	Mobility
Titanium dioxide	HIGH	HIGH	LOW	LOW

## Section 13 Disposal Considerations

### Disposal methods:

Containers may still present a chemical hazard/ danger when empty. Return to supplier for reuse/ recycling if possible. Otherwise: If container cannot be cleaned sufficiently well to ensure that residuals do not remain or if the container cannot be used to store the same product, then puncture containers, to prevent re-use, and bury at an authorised landfill. Where possible retain label warnings and SDS and observe all notices pertaining to the product. DO NOT allow wash water from cleaning or process equipment to enter drains. It may be necessary to collect all wash water for treatment before disposal. In all cases disposal to sewer may be subject to local laws and regulations and these should be considered first. Where in doubt contact the responsible authority. Recycle wherever possible or consult manufacturer for recycling options. Consult Land Waste Authority for disposal. Bury or incinerate residue at an approved site. Packages that have been in direct contact with the hazardous substance must be only disposed if the hazardous substance was appropriately removed and cleaned out from the package. The package must be disposed according to the manufacturer's directions taking into account the material it is made of. Packages which hazardous content have been appropriately treated and removed may be recycled. The hazardous substance must only be disposed if it has been treated by a method that changed the characteristics or composition of the substance and it is no longer hazardous. Only dispose to the environment if a tolerable exposure limit has been set for the substance. Only deposit the hazardous substance into or onto a landfill or sewage facility or incinerator, where the hazardous substance can be handled and treated appropriately.

Packages that have been in direct contact with the hazardous substance must be only disposed if the hazardous substance was appropriately removed and cleaned out from the package. The package must be disposed according to the manufacturer's directions taking into account the material it is made of. Packages which hazardous content have been appropriately treated and removed may be recycled.

The hazardous substance must only be disposed if it has been treated by a method that changed the characteristics or composition of the substance and it is no longer hazardous. DO NOT deposit the hazardous substance into or onto a landfill or a sewage facility. Burning the hazardous substance must happen under controlled conditions with no person or place exposed to (1) a blast overpressure of more than 9 kPa; or (2) an unsafe level of heat radiation. The disposed hazardous substance must not come into contact with class 1 or 5 substances.

## Section 14 Transport Information

NOT REGULATED

## Section 15 Regulatory Information

### HSNO approval number and Group Standard:

Not applicable

### Group Standard conditions and other regulations:

Condition	Requirement
SDS	Safety data sheet must be available to a person handling the substance within 10 minutes.
Emergency plan	Not required
Certified Handler	Not required
Tracking	Not required

## SAFETY DATASHEET

<b>Bunding and secondary containment</b>	Based on total volumes and pack sizes held on site
<b>Signage</b>	Not required
<b>Location Compliance certificate</b>	Not required
<b>Hazardous Atmosphere Zone</b>	Not required
<b>Fire extinguisher</b>	Not required

### National Inventories

Y = All ingredients are on the inventory

Australia	AICS	Y
Canada	DSL	Y
Canada	NDSL	N
China	IECSC	N
Europe	EINEC/ELINCS/NLP	N
Japan	ENCS	N
Korea	KECI	Y
New Zealand	NZIOC	Y
Philippines	PICCS	Y
USA	TSCA	Y
Taiwan	TCSI	Y
Mexico	INSQ	N
Vietnam	NCI	Y
Russia	ARIPS	N
Thailand	TECI	Y

### Section 16 Other Information

#### Revision History:

October 2021	Review and update to GHS v7 format
December 2016	Initial preparation

#### Abbreviations:

Abbreviation	Description
CAS number	Number assigned to chemical in the Chemical Abstracts Service registry
HAZCHEM code	Code used by fire-fighters to determine correct method of action in the case of fire
HSNO	Hazardous Substances and New Organisms (Act)
ICAO Technical Instructions	International Civil Aviation Organization Technical Instructions
IMDG code	International Maritime Dangerous Goods code controlled by the International Maritime Organization (IMO)
LC <sub>50</sub>	Lethal concentration 50% - concentration fatal to 50% of the tested population
LD <sub>50</sub>	Lethal dose 50% - dose fatal to 50% of the tested population
NZS 5433	New Zealand Standard 5433 (Standard for the Transport of Dangerous Goods on Land)
SDS	Safety data sheet
STEL	Short term exposure limit
TWA	Time weighted average (typically measured as 8 hours)
UN number	United nations number
WES	Workplace exposure standard

#### References

## SAFETY DATASHEET

Chemical properties and HSNO classifications derived from the New Zealand chemical classification information database (CCID). [www.epa.govt.nz](http://www.epa.govt.nz)  
Workplace exposure limits derived from Workplace Exposure Standards and Biological Exposure Indices 12-1 Edition.

***The information provided on this SDS is correct to the best of our knowledge, information and belief at the date of its publication. The information given is designed only as a guidance for safe handling, use, processing, storage, transportation, disposal and release and is not to be considered as a warranty or quality specification. The information relates only to the specific material designated and may not be valid for such material in combination with any other material or in any process, unless specified in the text.***

This SDS was prepared by Collievale Enterprises Ltd in accord with the Hazardous Substances (Safety Data Sheets) Notice 2017  
<http://www.collievale.com> Phone +64 7 5432428

End of SDS